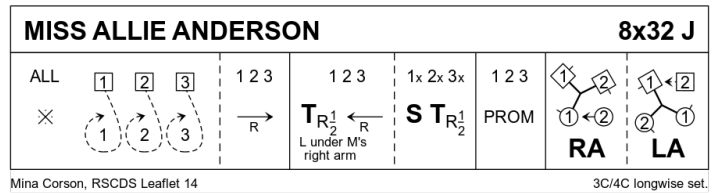


# MSA End of Season 2022

## 1 MISS ALLIE ANDERSON J32 · 3/4L

Mina Corson: *The Leaflet Dances with Music* · Crib: *E-cribs* · Diagram: *Keith Rose's Diagrams*

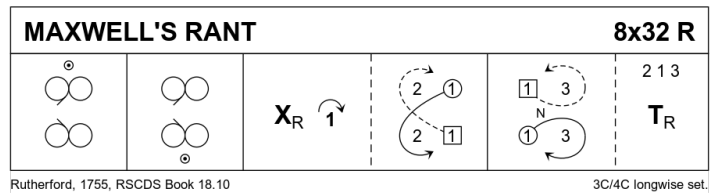
- 1- All clap, 1W+2W+3W dance Rsh once round P to face down with him RHJ ; All lead down the middle
- 9- All M turn P under R arm and lead up to (1x,2x,3x) ; All set, ½ RH turn into
- 17- 1c+2c+3c Promenade (1,2,3)
- 25- 1c+2W RHA, 1M finishing 2pl own side (2M up on [3-4]) ; 1c+2M LHA (2W up on [7-8]) to (2,1,3)



## 2 MAXWELL'S RANT R32 · 3/4L

David Rutherford: *RSCDS XVIII 10* · Crib: *E-cribs* · Diagram: *Keith Rose's Diagrams*

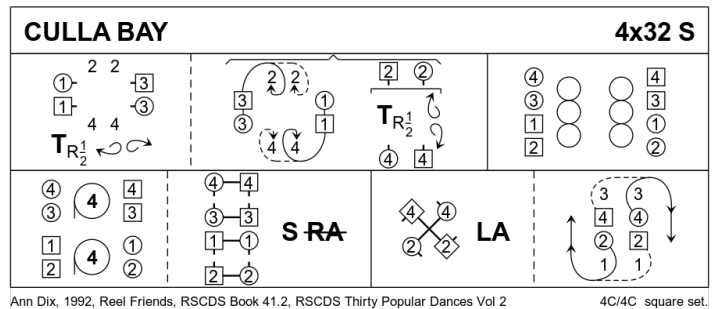
- 1- Mirror Reels3 on the sidelines (1c cross down) (1x,2,3)
- 9- 1c cross back into mirror Reels3 on own sides
- 17- 1c cross RH | cast (2c up) ; ½ Fig8 round 2c
- 25- 1c dance down between 3c and cast up to 2pl ; 2c+1c+3c turn RH



## 3 CULLA BAY S32 · 4S

Ann Dix: *RSCDS XLI 2* · Crib: *E-cribs* · Diagram: *Keith Rose's Diagrams*

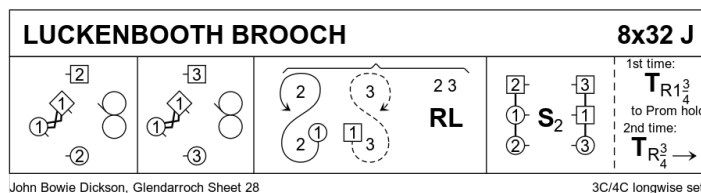
- 1- 1c+3c turn RH ½ with person opposite, face that person | twirl R and into opposite place ; 2c+4c repeat this and face in **while**{4} 1c+3c (W leading) chase ¼ clw | curve into centre and swivel R to face out (1c facing 4pl and 3c facing 2pl)
- 9- Parallel Reels4 across
- 17- 2c+1c & 3c+4c circle4 L ; face other couple and set | ½ RHA, flowing into
- 25- 2c+4c LHA in the middle ; dance out passing same sex standing dancer on the side Rsh, and chase R (M leading) to 1pl/3pl (to 2,3,4,1).



## 4 THE LUCKENBOOTH BROOCH J32 · 3/4L

John Bowie Dickson: *Reels and Wheels* (CD booklet) · Crib: *E-cribs* · Diagram: *Keith Rose's Diagrams*

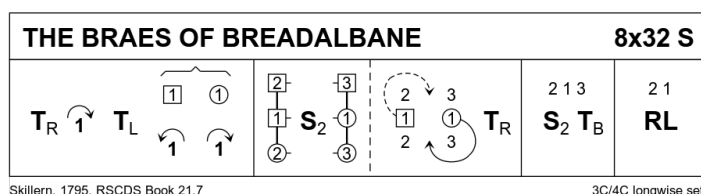
- 1- 1c in promhold (1M on the R) Reel3 with 2c (Rsh to 2M), 2c finish in 1pl
- 9- Repeat with 3c, finish in centre, facing M side, 1M above 1W
- 17- 2c+3c dance R&L **while{8}** 1c dance out on M side, divide and cast to meet in centre, dance out on W side, divide and cast into
- 25- In lines across 1M+2c facing 1W+3c set twice ; 1c turn RH 1¼ to promhold to continue (2,1,3) (on 2nd time through, turn RH ¾ and dance down to 4pl (4c up))



## 5 THE BRAES OF BREADALBANE S32 · 3/4L

Thomas Skillern: *RSCDS XXI 7* · Crib: *E-cribs* · Diagram: *Keith Rose's Diagrams*

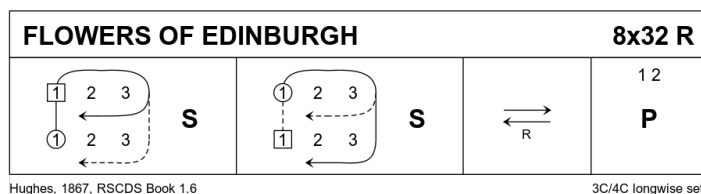
- 1- 1c Turn RH, cast off (2c up) ; turn LH, 1M/1W cast L (down/up) to between 3c/2c
- 9- Set twice in lines of 3 across ; 1c cast back and Turn RH to (2,1,3)
- 17- All set twice in sidelines ; turn partners BH
- 25- 2c+1c R&L



## 6 FLOWERS OF EDINBURGH R32 · 3/4L

RSCDS I 6 · Crib: *E-cribs* · Diagram: *Keith Rose's Diagrams*

- 1- 1W followed by 1M casts off 2, 1W crosses below 3c and casts up M side **while** 1M dances up the middle, both to P's place {6} | 1c set
- 9- 1c repeat with 1M casting, finishing in original places
- 17- 1c lead down the middle and up
- 25- 1c+2c Poussette

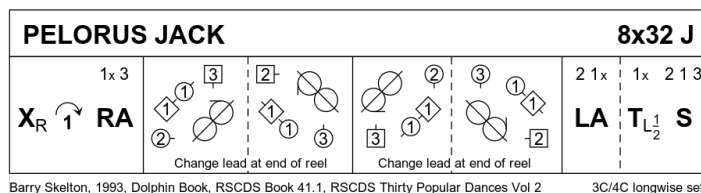


## 7 PROGRAMME ITEM – Interval

## 8 PELORUS JACK J32 · 3/4L

Barry Skelton: RSCDS XLI 1 · Crib: E-cribs · Diagram: Keith Rose's Diagrams

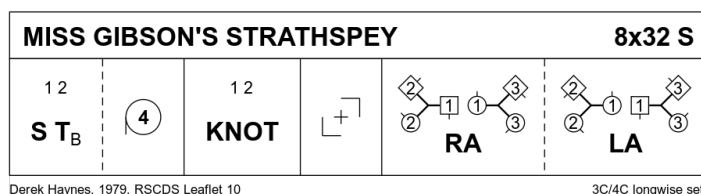
- 1- 1c cross RH, cast (2c up) ; 1c+3c RHA, finish 1M facing 1cnr, 1W behind him
- 9- 1c in tandem +1cnrs ½ diagonal Reel3, Rsh to 3W (1M & 1W loop R singly for lead change, so 1W now leads P) ; ½ diagonal Reel3, Rsh to 2W (+ lead change)
- 17- Continue pattern twice
- 25- 2c+1c LHA ; 1c turn LH ½ | all set (2,1,3)



## 9 MISS GIBSON'S STRATHSPEY S32 · 3/4L

Derek Haynes: The Leaflet Dances with Music · Crib: E-cribs · Diagram: Keith Rose's Diagrams

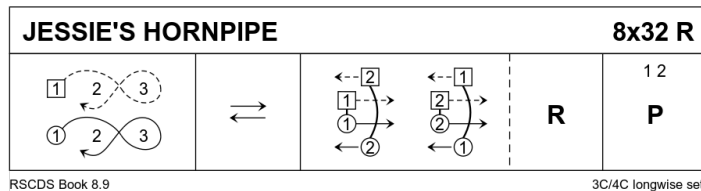
- 1- 1c+2c set | turn BH ; circle4 L
- 9- 1c+2c Knot, 1c finish facing 1cnrs
- 17- Turn CPCP, with final wide ¾ LH turn into
- 25- Teapots R and L (1M+3c & 1W+2c RHA, 1c pass Rsh, cnrs not to sidelines ; 1M+2c & 1W+3c LHA) (2,1,3)



## 10 JESSIE'S HORNPIPE R32 · 3/4L

RSCDS VIII 9 · Crib: E-cribs · Diagram: Keith Rose's Diagrams

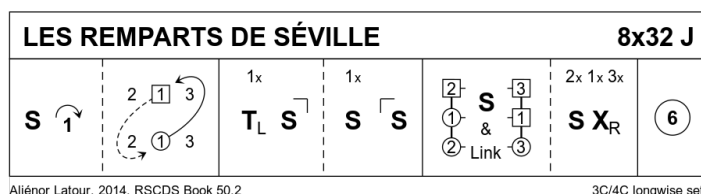
- 1- 1c (start Rsh) parallel Figs8 on own sides round 2c+3c
- 9- 1c lead down the middle and up, finish 1c NHJ facing 2c NHJ
- 17- 2c make an arch and dance up, 1c dance down under, all swivel inwards to face back | return same way, 1c making the arch ; repeat, bottom couple making each arch
- 25- 1c+2c Poussette



## 11 LES REMPARTS DE SÉVILLE J32 · 3/4L

Aliénor Latour: RSCDS L 2 · Crib: E-cribs · Diagram: Keith Rose's Diagrams

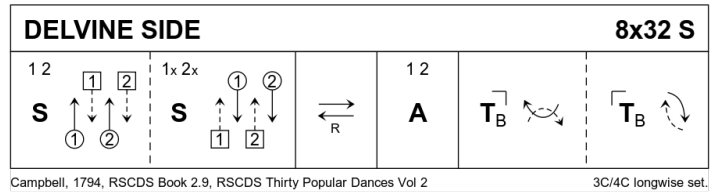
- 1-- 1c set | cast off (2c up) ; 1c ½Fig8, Lsh to 1cnr
- 9-- 1c turn LH to face 1cnrs | 6 bars of set H&G, into lines across
- 17-- S&Link3 ; all set | all cross RH
- 25-- Circle6 and back (2,1,3)



## 12 DELVINE SIDE S32 · 3/4L

William (18C) Campbell: RSCDS II 9 · Crib: E-cribs · Diagram: Keith Rose's Diagrams

- 1- 1c+2c set | cross Rsh (no hands) ; repeat
- 9- 1c down the middle and up, 2c step in
- 17- 1c+2c Allemande, finish facing 1cnr
- 25- 1c turn 1cnr BH, pass Rsh, turn 2cnr BH, cross Rsh to (2,1,3)



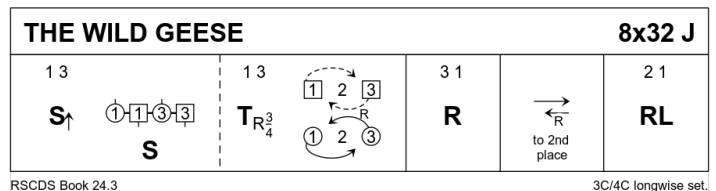
Note: older instructions tell 1c to turn once LH on 23-24; the current (revised) instructions leave that unspecified.

## 13 PROGRAMME ITEM – The Passau Wedding (R32, 4/4L)

## 14 THE WILD GEESE J32 · 3/4L

RSCDS XXIV 3 · Crib: E-cribs · Diagram: Keith Rose's Diagrams

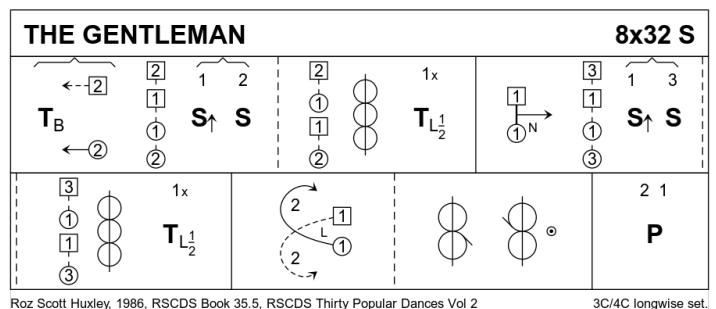
- 1- 1c+3c set advancing to midline with P on R | BiL ; 1c turn  $\frac{3}{4}$  RH and cast off to 3pl **while**{4} 3c turn  $\frac{3}{4}$  RH and lead to 1pl (3,2,1)
- 9- repeat [1-8] from new positions (1,2,3)
- 17- 1c lead down the middle (2c up on [19-20]) ; and up to (2,1,3)
- 25- 2c+1c R&L



## 15 THE GENTLEMAN S32 · 3/4L

Roz Scott Huxley: RSCDS XXXV 5 · Crib: E-cribs · Diagram: Keith Rose's Diagrams

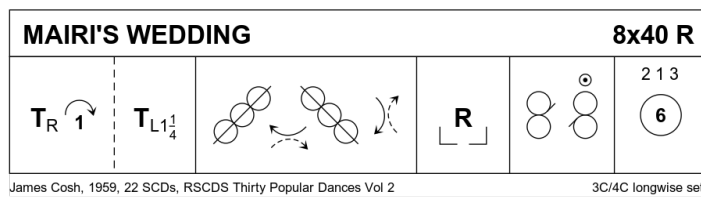
- 1- 2c step up as 1c turn BH to face P between them in line4 across | 1c+2c set, 1c advancing and passing on the second step ;  $\frac{1}{2}$ Reel4, at end 1c pass LH to face down NHJ
- 9- 1c dance down to face P between 3c, repeat set and  $\frac{1}{2}$ Reel4 with 3c, finish between 3c on own side LHJ
- 17- 1c lead to top, cross and cast to 2plx ;  $\frac{1}{2}$ Reels3 across, Rsh to 4cnr (W up, M dn) (to 2,1,3)
- 25- 2c+1c Poussette.



# 16 MAIRI'S WEDDING R40 · 3/4L

James B Cosh: *Twenty Two SCD · Crib: E-cribs · Diagram: Keith Rose's Diagrams*

- 1- 1c turn RH | cast (2c up) ; turn LH to face 1cnrs
- 9- 1c ½Reel4 with 1cnrs (pass P Lsh) ; Repeat with 2cnrs
- 17- Repeat with 3cnrs (1cnr person) ; Repeat with 4cnrs (2cnr person)
- 25- 1W+2c & 1M+3c Reels3 across, Lsh to 1cnr
- 33- 2c+1c+3c circle6 and back



Note: Cosh explicitly tells 1c to pass Lsh in [9-24]; however the Rsh pass is quite common, and sometimes nicknamed »Mairi's Divorce«.